

Supply List and Preparations

c. Meryl Ann Butler 2021 OceanViewArts.com

YOU WILL NEED:

- **White card stock**
- **Colored Pencils**
- **Colorless Blender**
- **Pencil sharpener**
- **Kneaded eraser**
- **Scissors**
- **Glue stick** (Uhu is great if you can get it!)

Please see sidebar at right for details

PREPARATION:

Print Color Wheels page and Coloring Templates page on white card stock. Print other pages as desired or just have the digital version handy.

Pencil colors we will be using

These are typically all in the Prismacolor 36 set. If you have a smaller set, or a different set, you can substitute, however the first three are the most important, and if you don't have them, you might want to get them via open stock if available, however you can substitute. If substituting, printing the Prismacolor swatch card listed in *Add'l Info* helps). If you only have the first four colors listed below you could do every project!

*Canary Yellow PC 916

*Aquamarine (cyan blue) PC905

*Magenta (cool, pinky-red) PC930

*White PC938

Colorless Blender PC1077

Spring Green PC913

Violet PC932

Orange PC918

Ultramarine PC902

Mulberry PC995

CARD STOCK

Neenah Exact Vellum Bristol, 8.5" x 11," 67 lb/147 gsm, White, 94 Brightness, 250 Sheets is recommended (available on Amazon). This is the card stock used in most of my classes that require card stock. "Vellum Bristol" is a toothy finish lightweight card stock that provides a good surface for colored pencil (a shiny finish card stock does not work as it repels the colored pencil, tho' it's good for markers). I like to copy images from coloring books on Neenah Exact Vellum Bristol rather than color directly on the thin coloring book paper. Other brands of card stock may work, the finish should be slightly textured, not shiny or smooth.

COLORED PENCIL SET

The Prismacolor Premier set of 48 is the smallest set with all the recommended colors, although a smaller set will work, and more than 48 is a delightful luxury. (For Caran d'Ache brand, please see below.) Cheap "children's school supply" type colored pencils are not good enough quality for this project, but other artist quality brands are fine. (Prismacolor's "Scholar" student grade doesn't blend as well. Wax-based pencils are preferred, oil-based colored pencils are more pricey, but if you already have them, they are fine to use!)

COLORLESS PENCIL BLENDER

Available separately from the sets, the Prismacolor Colorless Blender usually comes in blister packs of two. However, if you don't have this, you can use your white pencil for very similar effects. The Prismacolor blender can be used with other brands of colored pencils. (An option is Caran d'Ache's blender, please see below.)

ABOUT CARAN D'ACHE

Caran d'Ache makes Pablo brand colored pencils which are also great. Caran d'Ache's top of the line is the Luminance 6901, they are pricier than Prismacolor, but fabulous. Caran d'Ache makes a Full Blender Pencil in blister packs of two. This brand, made in Switzerland, may be easier to find in Europe than Prismacolor.

GRAY KNEADED ERASER

If you have taken my drawing classes, you don't want to use the same kneaded eraser that you used with your charcoal pencils—colored pencils need a clean new one! A kneaded eraser is best, but you can substitute Pink Pearl or another type of eraser.

Supply List and Preparations: Pg 2, Additional Info

Ocean View Arts c. Meryl Ann Butler 2021 OceanViewArts.com


PURCHASING INFO- Prismacolor Pencils

Dick Blick and Jerry's Artarama both carry sets and open stock.

Dick Blick: <https://www.dickblick.com/products/prismacolor-premier-colored-pencils/>


Jerry's Artarama: <https://www.jerrysartarama.com/prismacolor-colored-pencils>

Adult coloring books can be fun and relaxing, especially after you learn a few blending tricks! My favorites are by Thaneeya McArdle. She has lots of coloring inspiration on her website, www.art-is-fun.com. You can get two free coloring pages from her at <https://www.thaneeya.com>




PENCIL SHARPENERS

A long tapered point works better for most colored pencil applications than a shorter point, but either will work for this workshop. I use an electric pencil sharpener because I sharpen frequently, but manual sharpeners are fine.



Many sharpeners will show in the packaging or advertising which type of point is offered, and some make both! A sharpener that specifically states it is good for colored pencils is generally less likely to break the more fragile colored pencil "lead."



My first article on coloring for adults is here: <https://www.opednews.com/articles/Got-Stress-Get-Relief-on-by-Meryl-Ann-Butler-Artistic-Books-Coloring-Books-Drawing-160801-729.html>

The second one includes swear words, proceed with caution! <https://www.opednews.com/articles/Caution-X-Rated-Coloring-by-Meryl-Ann-Butler-Coloring-Books-Stress-170801-675.html>